

February

## Scrappy Valentine Hearts

Cutting Requirements for 4 Hearts:

1 strip  $1\frac{1}{2}'' \times 15\frac{1}{2}''$  to be sewn to the bottom of the January block

Heart Background:

4 squares  $2\frac{7}{8}'' \times 2\frac{7}{8}''$  cut in half diagonally once-G

2 squares  $2\frac{3}{8}'' \times 2\frac{3}{8}''$  cut in half diagonally once-F

4 squares  $1\frac{7}{8}'' \times 1\frac{7}{8}''$  cut in half diagonally once-E

Heart Center:

4 squares  $2\frac{3}{8}'' \times 2\frac{3}{8}''$  cut in half diagonally once-A

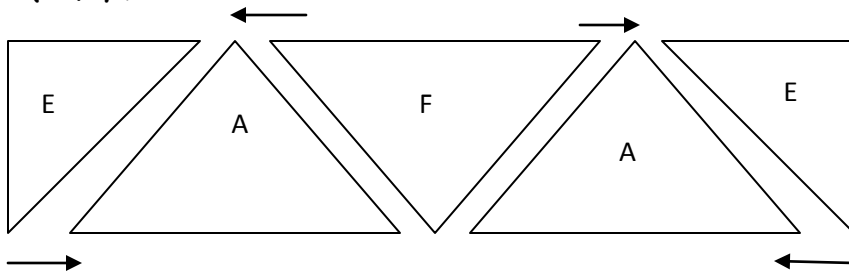
4 rectangles  $1\frac{1}{2}'' \times 3''$ -B

8 squares  $1\frac{1}{2}'' \times 1\frac{1}{2}''$ -C

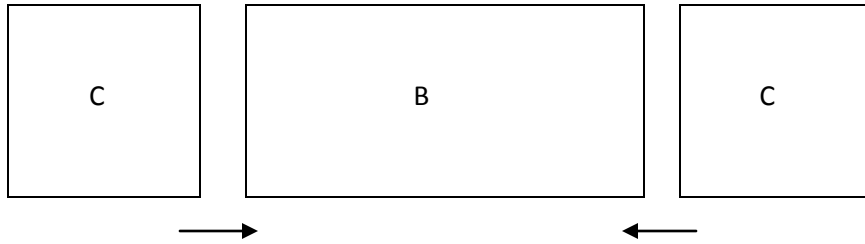
2 squares  $3\frac{7}{8}'' \times 3\frac{7}{8}''$  cut in half diagonally once-D

Note: triangles match point to point but when you are matching a right angle square to point there is a  $\frac{1}{4}''$  hangover, of the point.

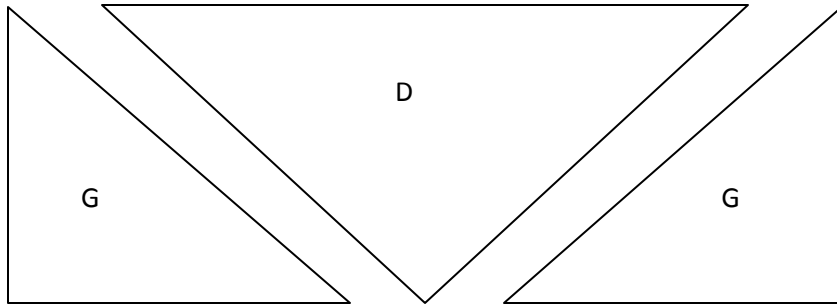
1. Sew A to each side of F. Sew E to each side of A. Press. This makes unit A. Make 4.



2. Sew C to each side of B. Press. This makes unit B. Make 4.



3. Sew G to each side of D. Press. This makes unit C. Make 4.



Sew unit A to unit B. Sew unit B to unit C. Your heart is complete. (Be careful not to sew across your points. Pin very carefully.) Make 4 Hearts.

Sew the 1 1/2" x 15 1/2" strip to the bottom of the January block first.

Sew 4 hearts in a row horizontally. Add to left side of January block. This completes February.

